

**FUNDING AUTHORIZATION AND CERTIFICATE OF EXPENDITURES**  
**(FACE CHECK LIST)**

Award ID : 00060049  
 Project ID : 00075402 (SFM)  
 Project Title : **Strengthening Sustainable Forest Management and Bio-Energy Markets to Promote Environmental Sustainability and to Reduce Greenhouse Gas Emissions in Cambodia**  
 For a Period : 01 July – 30 September 2013 (3<sup>rd</sup> Quarter)

	Signature	Date
1. Receipt of duly signed FACE and supporting documents : submitted from IP to UNDP CO	<u><i>E. than En</i></u>	<u>15/10/2013</u>
	YES	NO
• Completed FACE with duly signature	<input checked="" type="checkbox"/>	<input type="checkbox"/>
• Quarterly progress report	<input checked="" type="checkbox"/>	<input type="checkbox"/>
• Quarterly work plan with itemized cost estimates	<input checked="" type="checkbox"/>	<input type="checkbox"/>
• Bank reconciliation with signature and date (last month of the quarter)	<input checked="" type="checkbox"/>	<input type="checkbox"/>
▪ Bank statement (last month of the quarter)	<input checked="" type="checkbox"/>	<input type="checkbox"/>
▪ Cash count sheet with signature and date (last month of the quarter)	<input checked="" type="checkbox"/>	<input type="checkbox"/>
2. FACE checked/agreed by Programme Analyst	<u><i>[Signature]</i></u>	<u>15/10/2013</u>
3. FACE data entered in ATLAS by Programme Associate	<u><i>E. than En</i></u>	<u>15/10/2013</u>
4. Delivery rate of cash advance clearance ( <u>89%</u> )	<u><i>E. than En</i></u>	<u>15/10/2013</u>
5. FACE verified by MSU/Finance Unit	<u><i>[Signature]</i></u>	<u>15/10/2013</u>
6. FACE signed by DCD-P	<u><i>[Signature]</i></u>	<u>16/10/2013</u>
7. APJV in Atlas approved by authorized persons	<u>NAP(DCD)</u>	<u>2013/10/16</u>
8. Programme Associate ensures status of APJV in Atlas is "Valid" and "Posted"	<u><i>E. than En</i></u>	<u>2013/10/16</u>
9. A copy of signed FACE and supporting documents received by MSU/Finance Unit	<u><i>[Signature]</i></u>	<u>17/10/2013</u>
10. A copy of signed FACE and supporting documents sent to the IP.	<u><i>E. than En</i></u>	<u>2013/10/16</u>



*Empowered lives.  
Resilient nations.*

00075402

Date: 15 October, 2013

Excellency


Subject: 00075402 - Strengthening Sustainable Forest Management (SFM)  
**3<sup>rd</sup> Quarter 2013 Financial Report Expenditures and  
4<sup>th</sup> Quarter 2013 FACE Request**

We acknowledge receipt of your letter dated 14 October 2013 regarding 3<sup>rd</sup> quarter 2013 actual expenditure and advance (FACE) request to cover planned expenditure in 4<sup>th</sup> quarter 2013, under Project ID: 00075402 - Strengthening Sustainable Forest Management (SFM).

We have verified that the FACE submitted and 4<sup>th</sup> quarter 2013 work plan have been prepared in accordance with the approved annual work plan, quarterly work plan and its itemize costs breakdown. Please find attached, for the FA's record, the countersigned copy of the report.

In addition, we also like to confirm our concurrence to replenish the advance payment for 4<sup>th</sup> quarter 2013 as well. The amount **US\$ 430,419.36** will be remitted through the electronic fund transfer (EFT) to SFM Project's Bank Account at ANZ Royal, Account Number: 2307600 shortly.

Please accept, Excellency, the assurance of our highest consideration.



Napoleon Navarro  
Deputy Country Director,  
Programmes

H.E Chea Sam Ang  
Deputy Director General, Forestry Administration  
National Project Director, SFM Project

cc: - Mr. Khorn Saret, National Project Manager, SFM

**Funding Authorization and Certificate of Expenditures**

UN Agency: UNDP

Date: 14-Oct-2013

Country : Kingdom of Cambodia  
 Programme Code & Title : 00060049 - Strengthening Sustainable Forest Management  
 Project Code & Title : 00075402 - Strengthening Sustainable Forest Management  
 Implementing Institution : Forestry Administration  
 Responsible Officer : **H.E Chea Sam Ang**  
 Currency : US Dollars

Type of Request:  
 Direct Cash Transfer (DCT)  
 Reimbursement  
 Direct Payment

**REPORTING**

**REQUESTS / AUTHORIZATIONS**

Activity Description from AWP with Duration	Coding/Chart of Accounts			Authorised Amount	Actual Project Expenditure	Expenditures accepted by Agency	Balance	New Request Period & Amount	Authorised Amount	Outstanding Authorised Amount
	Fund	Donor	Account	3QT, 2013	3QT, 2013	3QT,2013	3QT,2013	4QT, 2013	4QT,2013	4QT,2013
				A	B	C	D = A - C	E	F	G = D + F
<b>Activity 1:</b> National capacities and tools exist to facilitate the widespread implementation of sustainable community-based forest management and technologies that reduce demand for fuel wood.										
Svc Co-Natural Resources & Env.	62000	10003	72115	-	-	-	-	150,000.00	150,000.00	150,000.00
Learning Cost	62000	10003	75705	2,540.00	2,251.29	2,251.29	288.71	-	(288.71)	-
Learning_Ticket cost	62000	10003	75706	2,200.00	2,451.20	2,451.20	(251.20)	4,000.00	4,251.20	4,000.00
Learning_substistence allowan	62000	10003	75707	7,560.00	6,676.50	6,676.50	883.50	3,836.00	2,952.50	3,836.00
Learning-Training of Counter	62000	10003	75709	-	112.50	112.50	(112.50)	1,054.00	1,166.50	1,054.00
<b>Sub Total - Activity 1</b>				<b>12,300.00</b>	<b>11,491.49</b>	<b>11,491.49</b>	<b>808.51</b>	<b>158,890.00</b>	<b>158,081.49</b>	<b>158,890.00</b>
<b>Activity 2:</b> Community-based sustainable forest management is being implemented effectively within a context of cantonment, province, district and commune level planning delivering concrete benefits to local communities.										
Svc Co-Natural Resources & Env.	04000	00012	72115	40,000.00	40,000.00	40,000.00	-	80,000.00	80,000.00	80,000.00
Svc Co-Natural Resources & Env.	62000	10003	72115	79,069.00	79,069.00	79,069.00	-	8,138.00	8,138.00	8,138.00
Printing and Publications	62000	10003	74210	5,000.00	-	-	5,000.00	5,000.00	-	5,000.00
Sundry	62000	10003	74525	18.00	-	-	18.00	-	(18.00)	-
<b>SubTotal - Activity 2</b>				<b>124,087.00</b>	<b>119,069.00</b>	<b>119,069.00</b>	<b>5,018.00</b>	<b>93,138.00</b>	<b>88,120.00</b>	<b>93,138.00</b>
<b>Activity 3:</b> Small and Medium Enterprises ensure long term increases in adoption of efficient technologies that reduce fuel wood demand.										
Svc Co-Natural Resources & Env.	04000	00012	72115	40,000.00	40,000.00	40,000.00	-	80,000.00	80,000.00	80,000.00
Svc Co-Natural Resources & Env.	62000	10003	72115	44,000.00	44,000.00	44,000.00	-	88,000.00	88,000.00	88,000.00
Printing and Publications	62000	10003	74210	1,500.00	1,500.00	1,500.00	-	-	-	-
Sundry	62000	10003	74525	150.00	-	-	150.00	15.00	(135.00)	15.00
<b>SubTotal - Activity 3</b>				<b>85,650.00</b>	<b>85,500.00</b>	<b>84,000.00</b>	<b>1,650.00</b>	<b>168,015.00</b>	<b>167,865.00</b>	<b>168,015.00</b>
<b>Activity 4:</b> Monitoring and, Learning, Adaptative Feedback & Evaluation.										
Travel-Local	62000	10003	71610	1,800.00	1,212.00	1,212.00	588.00	3,464.00	2,876.00	3,464.00
Daily Subsistence Allow-Local	62000	10003	71620	4,158.00	1,701.00	1,701.00	2,457.00	4,536.00	2,079.00	4,536.00
Mobile Telephone Charges	62000	10003	72425	139.75	-	-	139.75	-	(139.75)	-
Stationery & other Office Supp	62000	10003	72505	-	-	-	-	-	-	-
Machinery and Equipment	62000	10003	72210	1,372.50	3,610.00	3,610.00	(2,237.50)	-	2,237.50	-
Bank Charges	62000	10003	74510	-	3.00	3.00	(3.00)	-	3.00	-
Sundry	62000	10003	74525	-	-	-	-	-	-	-
Learning Cost	62000	10003	75705	5,450.00	-	-	5,450.00	7,849.50	2,399.50	7,849.50
Learning_Ticket cost	62000	10003	75706	3,250.00	-	-	3,250.00	7,000.00	3,750.00	7,000.00
Learning-Subsistence Allowances	62000	10003	75707	8,489.00	-	-	8,489.00	10,513.00	2,024.00	10,513.00
Learning-Training of Counter	62000	10003	75709	-	-	-	-	200.00	200.00	200.00
<b>SubTotal - Activity 4</b>				<b>24,659.25</b>	<b>6,526.00</b>	<b>6,526.00</b>	<b>18,133.25</b>	<b>33,562.50</b>	<b>15,429.25</b>	<b>33,562.50</b>

*Signature*  
 Page: 1 / 2



Activity Description from AWP with Duration
<b>Activity 5: Project Management</b>
Service Contracts-Individuals
Furniture
Land Telephone Charges
Mobile Telephone Charges
E-mail-Subscription
Stationery & other Office Supp
Custodial & Cleaning Services
Rental & Maint-Other Office Eq
Maint, Oper of Transport Equip
Printing and Publications
Translation Costs
Insurance
Sundry
<b>Sub Total - Activity 5</b>
<b>Grand - Total</b>

Coding/Chart of Accounts		
Fund	Donor	Account
62000	10003	71405
62000	10003	72220
62000	10003	72420
62000	10003	72425
62000	10003	72435
62000	10003	72505
62000	10003	73110
62000	10003	73405
62000	10003	73410
62000	10003	74210
62000	10003	74220
62000	10003	74505
62000	10003	74525
<b>TOTAL</b>		

Authorised Amount 3QT, 2013 A	Actual Project Expenditure 3QT, 2013 B	Expenditures accepted by Agency 3QT,2013 C	Balance 3QT,2013 D = A - C
-	-	-	-
1,500.00	-	-	1,500.00
90.00	40.76	40.76	49.24
945.00	975.00	975.00	(30.00)
240.00	495.00	495.00	(255.00)
300.00	314.46	314.46	(14.46)
120.00	80.00	80.00	40.00
125.00	113.58	113.58	11.42
900.00	-	-	900.00
-	-	-	-
150.00	-	-	150.00
-	-	-	-
100.00	179.82	179.82	(79.82)
<b>4,470.00</b>	<b>2,198.62</b>	<b>2,198.62</b>	<b>2,271.38</b>
<b>251,166.25</b>	<b>224,785.11</b>	<b>223,285.11</b>	<b>27,881.14</b>
80,000.00	80,000.00	80,000.00	-
171,166.25	144,785.11	144,785.11	26,381.14
<b>251,166.25</b>	<b>224,785.11</b>	<b>224,785.11</b>	<b>26,381.14</b>

New Request Period & Amount 4QT, 2013 E	Authorised Amount 4QT,2013 F	Outstanding Authorised Amount 4QT,2013 G = D + F
-	-	-
-	(1,500.00)	-
120.00	70.76	120.00
975.00	1,005.00	975.00
405.00	660.00	405.00
300.00	314.46	300.00
120.00	80.00	120.00
125.00	113.58	125.00
900.00	-	900.00
-	-	-
150.00	-	150.00
-	-	-
100.00	179.82	100.00
<b>3,195.00</b>	<b>923.62</b>	<b>3,195.00</b>
<b>456,800.50</b>	<b>430,419.36</b>	<b>456,800.50</b>
160,000.00	160,000.00	160,000.00
296,800.50	270,419.36	296,800.50
<b>456,800.50</b>	<b>430,419.36</b>	<b>456,800.50</b>

UNDP - TRAC =  
GEF =

**CERTIFICATION**

The undersigned authorized officer of the above-mentioned implementing institution hereby certifies that:

- The funding request shown above represents estimated expenditures as per AWP and itemized cost estimates attached.
- The actual expenditures for the period stated herein has been disbursed in accordance with the AWP and request with itemized cost estimates. The detailed accounting documents for these expenditures can be made available for examination, when required, for
- The progress report for the activities stated herein has been submitted.
- The conditions for this payment as set out in the contract/purchase order/travel authorization have been met satisfactorily.

Date Submitted: **14th October 2013**


Signature: 

Name: **H.E Chea Sam Ang**

Title: **National Project Director**

NOTES: \* Shaded areas to be completed by the UN Agency and non-shaded areas to be completed by the counterpart.

**FOR AGENCY USE ONLY:**

FOR ALL AGENCIES
Approved by:
Signature: 
Name: <b>Napoleon Navarro</b>
Title: <b>Deputy Country Director, Programmes</b>
Date: <b>2013/10/16</b>

FOR UNICEF USE ONLY	
Account Charges	Liquidation Information
CAG Ref: CRQ ref., Voucher ref.	CAG Ref: CRQ ref., JV ref.
CRQ CAG GL:	
Training (762010)	DCT Amount
Travel (762020)	
Mtgs. & Confs. (762030)	Less:
Sal. & Sup. Costs (761030)	Liquidation
Const. - Proj. Prem. (761040)	Amount
Other CAG (761010)	
<b>Total</b>	<b>Balance</b>

FOR UNFPA USE ONLY	
New Funding Release	
Activity 1	-
Activity 2	-
<b>Total</b>	<b>-</b>



[Summary](#) | [Related Documents](#) | [Invoice Information](#) | [Payments](#) | [Voucher Attributes](#) | [Error Summary](#)

Business Unit: KHM10 Invoice Number: Clear NEX Advance VCHR#63660  
 Voucher ID: 00065341 Invoice Date: 30/09/2013  
 Voucher Style: Journal Action: Budget Checking [Print Invoice](#)  
 Vendor: 000006380 Pay Terms: 00 Immediate Basis Dt Type Inv Date  
 Name: SUSTAINABL-001 Comments(0)  
 Location: 001 Accounting Date: 30/09/2013  
 Address: 1 Advanced Vendor Search Currency: USD  
 SUSTAINABLE FOREST Total: 0.00 [Calculate](#)  
 MANAGEMENT Difference: 0.00 Session Defaults  
 #40, PRAEH NORODOM BLVD Related Voucher: 00063660  
 KHAN DAUN PENH Bank Default  
 3RD FLOOR  
 PHNOM PENH KHM

Packing Slip:

Line	Distribute by	Item	Description	Quantity	UOM	Unit Price	Extended Amount
1	Amount		FR Expenditure 3QT 2013#1				0.00
	Ship To	SpeedChart	SFM				
	KHM10						

Use One Asset ID [Calculate](#)

Account	Oper Unit	PC Bus Unit	Fund	DeptID	Project	Activity	Impl Agent	Donor	Amount	Budget Date
16005	KHM	KHM10	62000	39605	00075402	ACTIVITY1	002515	10003	-34,228.57	30/09/2013
75705	KHM	KHM10	62000	39605	00075402	ACTIVITY1	002515	10003	2,251.29	30/09/2013
75706	KHM	KHM10	62000	39605	00075402	ACTIVITY1	002515	10003	2,451.20	30/09/2013
75707	KHM	KHM10	62000	39605	00075402	ACTIVITY1	002515	10003	6,676.50	30/09/2013
75709	KHM	KHM10	62000	39605	00075402	ACTIVITY1	002515	10003	112.50	30/09/2013
72115	KHM	KHM10	04000	39605	00075402	ACTIVITY2	002515	00012	22,737.08	30/09/2013

Business Unit: KHM10 [Balancing](#)  
 Voucher ID: 00065341 Invoice Lines 0.00  
[Print Invoice](#)

(minus) Total 0.00 [Calculate](#)  
 (equals) Difference Amount 0.00

[Save](#) | [Return to Search](#) | [Notify](#) | [Refresh](#)

[Add](#) | [Update/Display](#)

[Summary](#) | [Related Documents](#) | [Invoice Information](#) | [Payments](#) | [Voucher Attributes](#) | [Error Summary](#)

Summary   Related Documents   **Invoice Information**   Payments   Voucher Attributes   Error Summary

Business Unit: KHM10   Invoice Number: Clear NEX Advance VCHR#64185  
 Voucher ID: 00065342   Invoice Date: 30/09/2013  
 Voucher Style: Journal   Action: Budget Checking [Print Invoice](#)  
 Vendor: 000006380   Pay Terms: 00   Immediate   Basis Dt Type   Inv Date  
 Name: SUSTAINABL-001   Comments(0)  
 Location: 001   Accounting Date: 30/09/2013  
 Address: 1   Advanced Vendor Search   Currency: USD  
 SUSTAINABLE FOREST   Total: 0.00 [Calculate](#)  
 MANAGEMENT   Difference: 0.00   Session Defaults  
 #40, PRAEH NORODOM BLVD   Related Voucher: 00064185  
 KHAN DAUN PENH  
 3RD FLOOR  
 PHNOM PENH KHM   Bank Default

Packing Slip:

Invoice Lines Find | View All   First 1 of 1 Last

Line	Distribute by	Item	Description	Quantity	UOM	Unit Price	Extended Amount
1	Amount		FR Expenditure 3QT 2013#2				0.00
	Ship To	SpeedChart	SFM				
	KHM10						

Use One Asset ID   [Calculate](#)

▼ Distribution Lines Personalize | Find | View 1 |   First 1-17 of 17 Last

Account	Oper Unit	PC Bus Unit	Fund	DeptID	Project	Activity	Impl Agent	Donor	Amount	Budget Date
16005	KHM	KHM10	62000	39605	00075402	ACTIVITY1	002515	10003	-190,556.54	30/09/2013
72115	KHM	KHM10	04000	39605	00075402	ACTIVITY2	002515	00012	17,262.92	30/09/2013
72115	KHM	KHM10	62000	39605	00075402	ACTIVITY2	002515	10003	79,069.00	30/09/2013
72115	KHM	KHM10	04000	39605	00075402	ACTIVITY3	002515	00012	40,000.00	30/09/2013
72115	KHM	KHM10	62000	39605	00075402	ACTIVITY3	002515	10003	44,000.00	30/09/2013
74210	KHM	KHM10	62000	39605	00075402	ACTIVITY3	002515	10003	1,500.00	30/09/2013
71610	KHM	KHM10	62000	39605	00075402	ACTIVITY4	002515	10003	1,212.00	30/09/2013
71620	KHM	KHM10	62000	39605	00075402	ACTIVITY4	002515	10003	1,701.00	30/09/2013
72210	KHM	KHM10	62000	39605	00075402	ACTIVITY4	002515	10003	3,610.00	30/09/2013
74510	KHM	KHM10	62000	39605	00075402	ACTIVITY4	002515	10003	3.00	30/09/2013
72420	KHM	KHM10	62000	39605	00075402	ACTIVITY5	002515	10003	40.76	30/09/2013
72425	KHM	KHM10	62000	39605	00075402	ACTIVITY5	002515	10003	975.00	30/09/2013
72435	KHM	KHM10	62000	39605	00075402	ACTIVITY5	002515	10003	495.00	30/09/2013
72505	KHM	KHM10	62000	39605	00075402	ACTIVITY5	002515	10003	314.46	30/09/2013
73110	KHM	KHM10	62000	39605	00075402	ACTIVITY5	002515	10003	80.00	30/09/2013
73405	KHM	KHM10	62000	39605	00075402	ACTIVITY5	002515	10003	113.58	30/09/2013
74525	KHM	KHM10	62000	39605	00075402	ACTIVITY5	002515	10003	179.82	30/09/2013

Business Unit: KHM10  
 Voucher ID: 00065342  
[Print Invoice](#)

**Balancing**

Invoice Lines      0.00

(minus) Total      0.00      [Calculate](#)

(equals) Difference Amount      0.00

[Save](#)   [Return to Search](#)   [Notify](#)   [Refresh](#)

[Add](#)   [Update/Display](#)

[Summary](#) | [Related Documents](#) | [Invoice Information](#) | [Payments](#) | [Voucher Attributes](#) | [Error Summary](#)





គម្រោងពង្រឹងការគ្រប់គ្រងព្រៃឈើ និងទីផ្សារសីវាមកលឱ្យមាននិរន្តរភាព

SUSTAINABLE FOREST MANAGEMENT PROJECT

UNDP/GEF PROJECT No. 00075402

N° 065 SFM

Date: 14<sup>th</sup> October 2013

To: Napoleon Navarro, Deputy Country Director, Programme UNDP Cambodia #53, Pasteur Street, Boeng Keng Kang, Phnom Penh, Cambodia

Subject: Submission of the 3<sup>rd</sup> Quarter 2013 Financial Expenditure (FACE) Report and request to retain the outstanding advance for the planned expenditure in 4<sup>th</sup> Quarter 2013.

Dear Napoleon Navarro,

I am pleased to submit you herewith the 3<sup>rd</sup> quarter 2013 of Financial Expenditure (FACE) Report and advance request for the 4<sup>th</sup> quarter 2013 in the amount of US\$ 430,419.36 under the Project ID: 00075402 – Sustainable Forest Management for your review and approval.

Below is summary of computation:

- Fund received as of 3<sup>rd</sup> Quarter 2013 = US\$ 251,166.25
- Actual expenditure in 3<sup>rd</sup> Quarter 2013 = US\$ 224,785.11
- Actual closing Balance as of 30 September 2013 = US\$ 26,381.14
- Planned expenditure for 4<sup>th</sup> Quarter 2013 = US\$ 456,800.50
- Total Advance Request for 4<sup>th</sup> Quarter 2013 = US\$ 430,419.36

In addition, I would like to attach herewith the related documents for your reference as followings:

- 1) 2013 3<sup>rd</sup> quarterly report ;
2) 2013 monthly expenditure report in July to September; and
3) 2013 4<sup>th</sup> quarterly Work Plan.

In this regard, I would be highly appreciated if you could approve the noted work plan and advance requested, and then remit them to the SFM's project bank account in due course.

Please accept, Napoleon Navarro, the assurance of our highest consideration.

15 OCT 2013

Handwritten signature of Chea Sam Ang

For H.E Chea Sam Ang Deputy Director General, Forestry Administration National Project Director, SFM Project

Table with columns: Date, Unit, Action, Info. Contains handwritten entries: Date: 15 OCT 2013, File: 0075402, Unit: RR, CD, PROG, PER, OTHER, Action: Chanthorn, Info: Nap.

Handwritten number 7



**គម្រោងការគ្រប់គ្រងព្រៃឈើ និងទីផ្សារដីធានាសង្គមរាស្ត្រនិរន្តរភាព**

**SUSTAINABLE FOREST MANAGEMENT PROJECT**

UNDP/GEF PROJECT No. 00075402

(#40, Preah Norodom Blvd, Khan Daun Penh, Phnom Penh, Kingdom of Cambodia, 3<sup>th</sup> Floor)

**តារាងផ្ទៀងផ្ទាត់ថវិកា**

**Funds Reconciliation**

For the Period: 01 July 2013 - 30 September 2013

**Fund Available: (Fund Received from UNDP)**

Fund Opening Balance [3QT 2013]	\$ 34,228.57
Fund Received in July [3QT 2013]	\$ 216,937.68
Actual Expenditures [3QT 2013]	\$ (224,785.11)

**Total Fund Received:** **\$ 26,381.14**

**Fund Balance as per General Ledger:**

Pety Cash in Hand		
Outstanding Cash Adance (if any)		500.00
Fund Balance as per Bank Statement [as of 30 September 2013]	\$ 26,325.44	
Differentiation of Cheque # 285779 Refund the Old Age Advance to UNE	\$ (0.30)	
Less: Outstanding Cheques:	\$ (444.00)	
285797	(174.00)	
285799	(270.00)	

Fund Balance at Project Bank Account \$ 25,881.14

**Total Fund Balance: [as of 30 September 2013]** **\$ 26,381.14**

**សរុបថវិកានៅសល់បច្ចុប្បន្ន (Fund Balance at SFM Project)**

**\$ 26,381.14**

Seen & Approved By:

Name: Mr. Khorn Saret  
Title: National Project Manager

Date: 15 October 2013

Checked & Certified By:

Name: Mr. Nhem Sovanna  
Title: National Project Advisor

Date: 15 October 2013

Prepared By:

Name: Ms. Nuon Chenda  
Title: Project Assistant

Date: 7th October 2013



00000000002307600

USD CANBI - BUSINESS

(USD)

PAGE NO. 01

STATEMENT DATE 30/09/2013

SUSTAINABLE FOREST MANAGEMENT  
 NO 40, PRESH NORODOM BLVD,  
 SK PHSAR KANDAL 2, KH DAUN PENH,  
 PHNOM PENH  
 CAMBODIA

DATE	TRANS. DETAILS	AMOUNT	BALANCE
010913	BALANCE B/F		34070.46
030913	KRAMUON SA CHEQUE WDL 00285787 PAID TO MRS BUN SOLEAKHANA	1500.00- /	32570.46
040913	INDEPENDEN CHEQUE WDL 00285784 PAID TO MS NUON CHENDA	325.00- /	32245.46
040913	INDEPENDEN CHEQUE WDL 00285788 PAID TO MS NUON CHENDA	349.54- /	31895.92
040913	TUOL KOK CHEQUE WDL 00285785	135.00- /	31760.92
100913	TUOL KOK CHEQUE WDL 00285786	91.50- /	31669.42
180913	INDEPENDEN CHEQUE WDL 00285791 CASH TO NUON CHENDA	325.00- /	31344.42
180913	INDEPENDEN CHEQUE WDL 00285796 PAID TO MR DARO DOUK	1826.00- /	29518.42
190913	TUOL KOK CHEQUE WDL 00285792	890.00- /	28628.42
200913	TUOL KOK CHEQUE WDL 00285794	113.58- /	28514.84
200913	TUOL KOK CHEQUE WDL 00285793	1650.00- /	26864.84
200913	TUOL KOK CHEQUE WDL 00285795	135.00- /	26729.84
230913	INDEPENDEN CHEQUE WDL 00285790 PAY TO MR PEAK MONAU	403.40- /	26326.44

END OF STATEMENT

*ACCT Keep fee*

*1.00 +*

*26325.44 ✓*

FORESTY ADMINISTRATION

*Sustainable Forest Management  
Project ID: 00075402  
Monthly Bank Reconciliation  
Date: 30 September 2013*

---

Bank Statement Date:	30/09/2013
Ending Balance from Bank Statement	\$26,325.44
Add Deposits in Transit:	
<u>Deposit Date</u> <u>Amount</u>	
Total Deposits in Transit	<u>\$0.00</u>
Subtotal	\$26,325.44
Subtract Outstanding Checks:	
<u>Check Number</u> <u>Amount</u>	
285797            \$174.00	
285799            \$270.00	
 Total Outstanding Checks	 \$    444.00
 Computed Book Balance	 <u>\$    25,881.44</u>
 Balance per Your Books	 <u>\$    25,881.44</u>
Difference	<u>\$0.00</u>

Seen and approved by



H.E Chea Sam Ang  
National Project Director  
Date: 2...October 2013

Checked by



Mr. Khon Saret  
National Project Manager  
Date: 1.. October 2013

Prepared by



Ms. Nuon Chenda  
Project Assistant  
Date: 30th September 2013





គម្រោងការងារគ្រប់គ្រងឥសាន្តរដ្ឋ និងជីវភាពរស់នៅរបស់ប្រជាជនក្នុងតំបន់ឥសាន្តរដ្ឋ

SUSTAINABLE FOREST MANAGEMENT PROJECT

UNDP/GEF PROJECT No. 00075402

(#40, Preah Norodom Blvd, Khan Daun Penh, Phnom Penh, Kingdom of Cambodia, 3<sup>rd</sup> Floor)

ក្នុងសៀវភៅបញ្ជី

Cash Book

SFM Project ID: 00075402 For Month of September 2013

( in US dollar )

ល.រ	ស្តីប្រាក់/Voucher			បរិយាយ Description	ចំនួនទឹកប្រាក់/Amount			លេខកូដគណនី Account Code
	កាលបរិច្ឆេទ Date	លេខប្រាក់លេខ Check no.	លេខ No.		ចំណូល Receipt	ចំណាយ Expense	សមតុល្យ Balance	
1	2	3	4	5	6	7	8	9
				Beginning Balance	31,669.42		31,669.42	1-00-O-2000
1	02/09/2013	285789	DV-09-00071	Travel to attend meeting Preparation on Landscape Function & People	-	151.40	31,518.02	7-01-G-7506
				DSA to attend meeting Preparation on Landscape Function & People	-	252.00	31,266.02	7-01-G-7507
2	09/09/2013	285791	DV-09-00072	Cellcard monthly fee in September	-	325.00	30,941.02	7-05-G-2425
3	09/09/2013	285792	DV-09-00073	Perchase Order Desktop Plex 9010 AIO	-	890.00	30,051.02	7-04-G-2200
4	10/09/2013	285793	DV-09-00074	Perchase Order HP Laser Jett Pro 200 Color MFP M27	-	1,650.00	28,401.02	7-04-G-2200
5	10/09/2013	285794	DV-09-00075	Car Maint_ Ford Ranger Project Car	-	113.58	28,287.44	7-05-G-3405
6	13/09/2013	285795	DV-09-00076	Internet monthly fee in September	-	135.00	28,152.44	7-05-G-2435
7	13/09/2013	285796	DV-09-00077	Advance Travel to conduct field oversight	-	692.00	27,460.44	2-00-O-4000
				Advance DSA to conduct field oversight	-	1,134.00	26,326.44	2-00-O-4000
8	13/09/2013	285797	DV-09-00078	Office Stationary	-	174.00	26,152.44	7-05-G-2505
	30/09/2013	285799	RV-09-00011	Clearance for Travel to conduct field oversight	-	144.00	26,008.44	7-04-G-1610
	30/09/2013		RV-09-00011	Clearance for DSA to conduct field oversight	-	126.00	25,882.44	7-04-G-1620
9	30/09/2013		DV-09-00079	Bank charge in August 2013	-	1.00	25,881.44	7-05-G-4510
<b>Total:</b>					<b>31,669.42</b>	<b>5,787.98</b>		
<b>Total disbursed amount in September 2013</b>						<b>5,787.98</b>		
<b>Closing balance as of 30 September 2013:</b>							<b>25,881.44</b>	

បានឃើញ និង ឯកភាព  
Seen and Approved

Name : H.E Chea Sam Ang  
Position : National Project Director  
Date : .....2.....October 2013

បានពិនិត្យត្រឹមត្រូវ  
Checked by

Name : Mr. Khorn Saret  
Position : National Project Manager  
Date : .....1.....October 2013

រៀបចំដោយ  
Prepared by

Name : Ms. Nuon Chenda  
Position : Project Assistant  
Date : 30th September 2013



គម្រោងគ្រប់គ្រងឧស្សាហកម្មធនធានឧស្ម័នកាបូន និងគ្រប់គ្រងឧស្ម័នកាបូន  
**SUSTAINABLE FOREST MANAGEMENT PROJECT**  
 UNDP/GEF PROJECT No. 00075402  
 (#40, Preah Norodom Blvd, Khan Daun Penh, Phnom Penh, Kingdom of Cambodia, 3<sup>rd</sup> Floor)

មត្តិកម្មតម្លៃទាប  
 Petty Cash Book

SFM Project ID: 00075402  
 For month of August

( in US dollar )

ល.រ	សក្ខីប័ត្រ/Voucher		បរិយាយ Description	ចំនួនទឹកប្រាក់ /Amount			លេខកូដគណនី Account Code
	កាលបរិច្ឆេទ Date	លេខ No.		ចំណូល Receipt	ចំណាយ Expense	សមតុល្យ Balance	
1	2	3	4	5	6	7	8
	01/09/2013		Beginning Balance	343.87		343.87	1-00-O-00-10
1	05/09/2013	PCV-08-047	Office Accessories		49.02	294.85	7-05-G-2505
2	11/09/2013	PCV-08-048	Office Accessories		10.81	284.04	7-05-G-2420
3	30/09/2013	PCV-08-049	Cleaning Fee in September 2013		40.00	244.04	7-05-G-3110
<b>Total:</b>					<b>99.83</b>	<b>244.04</b>	
<b>Balance brought forward:</b>					<b>1,197.17</b>		
<b>Accumulated to the end of this month:</b>					<b>1,297.00</b>		
Closing balance as of 30 September 2013 in the sum of (in words): Two Hundred Forty four US Dollars and four Cents							

បានឃើញ និង ឯកភាព  
 Seen and Approved

Name : H.E Chea Sam Ang  
 Position : National Project Director  
 Date : ...2...October 2013

បានពិនិត្យត្រឹមត្រូវ  
 Checked by

Name : Mr. Khorn Saret  
 Position : National Project Manager  
 Date : .../..... October 2013

រៀបចំដោយ  
 Prepared by

Name : Ms. Nuon Chenda  
 Position : Project Assistant  
 Date : 30th September 2013



**គម្រោងបង្កើនការគ្រប់គ្រងឆ្នេរ និងទឹកដីសម្រាប់ការថែទាំធនធានឧស្ម័នកាបូន**  
**SUSTAINABLE FOREST MANAGEMENT PROJECT**  
 UNDP/GEF PROJECT No. 00075402  
 (#40, Preah Norodom Blvd, Khan Daun Penh, Phnom Penh, Kingdom of Cambodia, 3<sup>rd</sup> Floor)

SFM Project ID: 00075402

**របាយការណ៍ស្តីពីប្រតិបត្តិការសាច់ប្រាក់**  
**Cash Count and Reconciliation**  
 For the Period from 01, September 2013 To 30, September 2013

ក្រដាសប្រាក់ដុល្លារ	បរិមាណ	ចំនួនទឹកប្រាក់	ក្រដាសប្រាក់រៀល	បរិមាណ	ចំនួនទឹកប្រាក់
US\$ Note	Quantity	Amount	Riel Note	Quantity	Amount
1	4	4	50	1	50
2	0	0	100	1	100
5	0	0	200	0	0
10	0	0	500	0	0
20	2	40	1,000	0	0
50	0	0	2,000	0	0
100	2	200	5,000	0	0
សរុបក្រដាសប្រាក់ដុល្លារ (Total in US\$)	8	244	សរុបក្រដាសប្រាក់រៀល (Total in Riel)	2	150

សមមូលជា ដុល្លារ (US\$ equivalent): ..... 244.04 US\$  
 អត្រាប្តូរប្រាក់ (Exchange rate): .....4080R

ការផ្ទៀងផ្ទាត់សាច់ប្រាក់	សមមូលជាដុល្លារ	សរុប
Cash Reconciliation	US\$ Equivalent	Total
សមតុល្យនៃសៀវភៅប្រាក់ក្នុងដៃ		
Petty Cash Book Balance:	244.04	244.04
សមតុល្យនៃសាច់ប្រាក់ដែលបានរាប់		
Cash Count Balance:	244.04	244.04
ភាពខុសគ្នា: គ្មាន		
Difference: NIL		
មូលហេតុនៃភាពខុសគ្នា: គ្មាន	0.00	0.00
Reason for the difference: NIL		

បានឃើញ និង ឯកភាព  
Seen and Approved

H.E Chea Sam Ang  
National Project Director  
Date : 2.....October 2013

បានពិនិត្យត្រឹមត្រូវ  
Checked by

Mr. Khorn Saret  
National Project Manager  
Date : .....October 2013

អ្នករាប់ និង ធ្វើតារាង  
Counted and Prepared by

Ms. Nuon Chenda  
Project Assistant  
Date: 30 September 2013





Cambodia

គម្រោងការគ្រប់គ្រងធនធានព្រៃឈើ និងវិធានការងារសម្រាប់ការគ្រប់គ្រង

SUSTAINABLE FOREST MANAGEMENT PROJECT

UNDP/GEF PROJECT No. 00075402

(#40, Preah Norodom Blvd, Khan Daun Penh, Phnom Penh, Kingdom of Cambodia, 3<sup>th</sup> Floor)

Advance Cash Book Control
For the Period From September 1, 2013 to September 30, 2013

Table with 10 columns: Date, Cheque#, Description, Ref., Adv. amount, Exp Amount, Balance, Status, Cleared Date, Payee. Includes one data row and a Total row.

បានឃើញ និង ឯកភាព
Seen and Approved

Handwritten signature of H.E Chea Sam Ang

Name : H.E Chea Sam Ang
Position : National Project Director
Date : ..... October 2013..

បានពិនិត្យត្រឹមត្រូវ
Checked by

Handwritten signature of Mr. Khorn Saret

Name : Mr. Khorn Saret
Position : National Project Manager
Date : ..... October 2013 ..

រៀបចំដោយ
Prepared by

Handwritten signature of Ms. Nuon Chenda

Name : Ms. Nuon Chenda
Position : Project Assistant
Date : 30th September 2013



## NEX ADVANCE Control Sheet

for Period: 01 July to 30 September 2013  
(3QT 2013)

Project ID & Title			Impl Agent	Accounting Date	Related Voucher	Fund	Donor	Advance			Cleared			
Project	Award	Name						> 4 - 6 Months	> 1 - 3 Months	Total Fund	FACE Report	Close Balance	(%)	Voucher
<b>75402</b>	<b>60049</b>	<b>SFM</b>	002515 FA	10/06/2013	00063660	62000 GEF	10003 GEF	34,228.57	-	34,228.57	34,228.57	-	100%	00065341
			002515 FA	15/07/2013	00064185	62000 GEF	10003 GEF	-	216,937.68	216,937.68	190,556.54	26,381.14	88%	00065342
<b>Sub Total</b>								<b>34,228.57</b>	<b>216,937.68</b>	<b>251,166.25</b>	<b>224,785.11</b>	<b>26,381.14</b>	<b>89%</b>	



### 3<sup>rd</sup> QUARTERLY PROJECT REPORT

**United Nations Development Programme Cambodia**  
**Strengthening Sustainable Forest Management and Bio-Energy Markets to Promote Environmental Sustainability and to Reduce Greenhouse Gas Emissions in Cambodia**

**1 July 2013 – 30 September 2013**



**Project ID & Title:** 00060049

**Duration:** 4 years

**Total Budget:** US\$3,863,635

**Implementing Partners/Responsible parties:** Forestry Administration, MAFF

**Country Programme Outcome:** By 2015 National and local authorities, communities and private sector are better able to sustainably manage ecosystem goods and services and respond to climate change.

## Table of Content

<b>TABLE OF CONTENT</b> .....	<b>2</b>
<b>I. EXECUTIVE SUMMARY</b> .....	<b>3</b>
<b>II. IMPLEMENTATION PROGRESS</b> .....	<b>5</b>
<b>III. PROJECT IMPLEMENTATION CHALLENGES</b> .....	<b>12</b>
<b>A. UPDATED PROJECT RISKS AND ACTIONS</b> .....	<b>12</b>
<b>B. UPDATED PROJECT ISSUES AND ACTIONS</b> .....	<b>13</b>
<b>IV. FINANCIAL STATUS AND UTILIZATION</b> .....	<b>14</b>

## I. Executive summary

The project has made significant progress within the third quarter (July-Sept) for 2013 toward its project outputs. The modalities of community forestry have been shared to various stakeholders for consultation at the national level. There is also positive sign from MoE focal point regard to CPA result through coordination support from UNDP to have dialogues with MoE/GDANCP. Though the project does not get formal notice from MoE, it expects the CPA related works can be started in next quarter when project management endorsed on the activity work-plan and budget of MoE on CPA implementation.

The external midterm review of the project has been carried out as planned by one international and one local consultant; but the timeframe has been extended for external consultant to finalize the MTR Report till early October 2013; and then the meeting of Project Board will be organized in quarter 4 to review the proposed recommendation and to provide guidance to the project for the remaining project life.

### 1. Capacity building and policy guideline/development

The concept notes of alternative modalities of CF (Partnership Forest, Community Based Production Forest, and Community Conservative Forest) and CF Business Plan have been adjusted based on comment and feedback from the national consultative workshop with various stakeholders conducted in August 2013, with participants from Forestry Administration, representative from relevant ministries and NGOs. The workshop has reached mutual agreement and consensus on procedures of for ACFM development CF Business/Enterprise Development (CFBD). These concept notes will be incorporated into existing framework for community forestry development in Cambodia by end of the project.

Field trainings were conducted related to Forest Inventory, Business Idea and Entrepreneur selection, and Charcoal Kiln Construction which have been provided for local Forestry Administration, Department of Industry, Mine, and Energy (DIME) and community members.

Draft Training Manual of Fuelwood Biomass and its material has been revised and developed based on the comment from the training of trainers session in the quarter 2. The revised manual and materials will be shared to relevant stakeholders for finalization in October 2013, so this training can be provided to sub-national level. It aimed at providing knowledge and materials on fuelwood biomass sustainable supply and demand.

The Project conducted a 5-day workshop on "Landscape Functions and People" for relevant government counterparts and NGOs. This workshop aimed to build knowledge and capacity on the principle, and relevance of landscape approach to natural resource governance. This workshop also provided a variety of tools for landscape level strategic planning in order to apply them to real situation, especially the CLUP team. Totally, there are 34 participants, coming from (20) CLUP team of 4 provinces, (9) RECOFTC field staff, (2) Mlub Baitang staff, (2) CFO staff, and (1) MLUPC.

### 2. Establishment of 30 CF and 10 CPA management plan and enterprise development, trails of 4 CF alternative modalities and CLUP implementation in 4 communes

- **Development CF management plan:** All 30 CF have been completed step 5 (forest inventory), in term of data collection, data analysis. Now they are progressing on the report and result dissemination to community members.
- **Development CF business plan:** Sub-national trainings of trainers (TOT) were provided for field project staff and local FA on how to identify business idea and entrepreneur selection. Totally, 46 participants (7 F) were trained so they could provide field level trainings to community forest members. And all 30 CF received field training on CF business/Enterprise selection, with the participation of 696 participants (204 F). The project already agreed on the business approach and support mechanism to all CF since fuelwood and charcoal are the most priority forest product for of most CF business plan.
- **Trails of Alternative CF Modalities:** as the project has identified two (2) sites for Partnership Forestry (PF), one (1) site for Community Based Production Forestry (CBPF), and one (1) site for Community Conservation Forestry (CCF). PF1 has initial negotiations with Commune Council (CC), PF2 progressing on step3, CBPF progressing on step 3 and CCF progressing on step 4.
- **CLUP implementation:** Commune Land Use Planning (CLUP) has been continued in all four (4) communes. DLUP Teams are progressing on CLUP process (total of 11 steps) as follows: Takream



Commune (BTB) on step 2, Khbal Teuk Commune (KCH) on step 5, Samrong Commune (PUR) on step 4 and Tasal Commune (KSP) on step 5.

### 3. Wood energy efficiency promoted by improved stoves and kilns and woodlot management plans

- **Efficient Charcoal kiln:** 04 kilns (two (02) in Kg Chhnang and two (02) in BTB provinces) were constructed, with the current total of 09 kilns being constructed, and 5 of them are currently operating charcoal production (three in Battambang and 2 in Kampong Speu). There are 38 people (10 Females) attended the ECK related trainings including concepts of sustainable improved charcoal production, kiln construction techniques and business plan. The project is also developing charcoal production management plan and business plan for each charcoal kiln site.
- **Woodlot management plan:** At least 05 of 08 woodlot sites have been established within the CF sites, where the ICK are constructed (One (01) in Kampong Speu (Damrey Chakthlork CF), Two (02) in Kampong Chhnang (Trapeang Chan CF and 185K CF), and two (02) in Battambang (Prey Tralach CF). There are at least three (03) more woodlot sites to be established in Pursat province because three separate CF sites are already endorsed for woodlots by the head of FAC.
- **Improved Cook Stove Production Cluster:** The project realized the low production of all 6 ICS clusters and the abandon of some existing ICS producers from ICS production, new other 15 ICS producers are identified and assessed for the engagement of ICS production, and ICS training will be provided in next quarter. Up to now, clay mix machines are provided to all cluster (one per cluster) and 19 fire stove kilns have been constructed (14 fire kilns in Kampong Chhnang and 4 fire kilns in Kampong Speu and 1 in Pursat). During this reporting period, 4,676 ICS units have been sold to the market, corresponded by the emission reduction of tone CO<sub>2</sub>. Related to ICS business development, brand new ICS market team is in place for the GERES-SFM. The marketing team is working on coordination among ICS producers, distributors, retailers and end users. The team will encourage: ICS producers to produce more, distributors to widely distribute ICS, and users to buy ICS because of its efficiency and time saving while cooking.
- **ICS awareness:** At least 09 villages were conducted cooking demonstrations (4 villages in Pursat, and 5 villages in Kg Chhnang provinces). Just only 9 villages there are 474 people engaged in ICS utilization. In addition to cooking demonstration, T-shirts and Leaflets were distributed among participants for their further awareness raising on the ICS. With the new marketing team in place, the ICSAR team will conduct a series of awareness raising campaigns on ICS advantages including cooking demonstrations, access of users to ICS, and distributor/retailers communication.

### 4. Next onward actions

The project will focus on, over the next quarter, field level activities, including the drafting of the CFMPs of all the 30 CFs target sites, finalizing the draft business/enterprise plan for at least one potential priority product per CF site, marketing development for ICS and charcoal production, finalizing wood biomass inventory and harvesting plans and finalizing the construction of the remained charcoal centers and kilns plan in 2013. Beside the field focus, the project also works with MOE focal point to start the CPA activities within the four target provinces.

## II. Implementation progress

### PROGRESS TOWARDS PROJECT OUTPUTS

<b>Output 1:</b> Increase capacity and supportive legal framework and financial strategies for all CF and CPA modalities in place including possible REDD carbon financing and wood biomass energy strategic result			
<b>Output Indicators</b>	<i>Baseline (December 2012)</i>	<i>Target (December/2013)</i>	<i>Current status (September /2013)</i>
A supportive legal framework exists for all models of community-based forest management and conservation mentioned in the NFP	<ul style="list-style-type: none"> <li>▪ Legal framework for CF defined in MAFF Prakas (2006) exists but framework for 3 ACFMs is still lacking.</li> <li>▪ Few models on business development for CF supported by NGOs exists</li> </ul>	<ul style="list-style-type: none"> <li>▪ Draft concept notes developed and approved by FA for SFM project implementation:               <ul style="list-style-type: none"> <li>-ACFM (PF, CBPF, CCF)</li> <li>-CF Business Plan</li> <li>-Case studies and or policy notes conducted for CF guideline consolidation</li> </ul> </li> </ul>	<p>Concept Notes on ACFMs have been presented for FA and a broader group of Governmental representatives and NGOs in a meeting and a workshop, respectively.</p> <p>The concept notes were revised by taking into account the comments and recommendations received in the meeting and the workshop.</p>
Sites Developed Under Alternative CF Modalities	Testing of ACFM does not exist in the target sites	<ul style="list-style-type: none"> <li>▪ 2 sites developed for Partnership Forestry (PF),</li> <li>▪ 1 site developed for Community-based Production Forestry (CBPF),</li> <li>▪ 1 site developed for Conservation Community Forestry (CCF)</li> </ul>	<p>Identified 2 sites for PF, 1 site for CBPF, 1 site for CCF.</p> <p>PF1 has initial negotiations with CC, PF2 progressing on step 3, CBPF progressing on step 3 and CCF progressing on step 4</p>
Enhanced national capacities and political will in FA & GDANCP to coordinate and integrate development of CFs & CPAs in a decentralized landscape-based approach, integrating commune land use planning	CLUP does not fully integrate SFM	<ul style="list-style-type: none"> <li>▪ Training for action on CLUP &amp; its link to SFM &amp; WISDOM</li> <li>▪ Trainings for action on CFMP development</li> <li>▪ Training for action on landscape functions-based approach and people</li> </ul>	<p>Landscape function and people training was provided to DLUP team in order for them to link landscape concept and principle into CLUP tasks. Now DLUP teams are progressing on CLUP process as follows:</p> <ol style="list-style-type: none"> <li>1. Battambang: Step 2,</li> <li>2. Kampong Chhnang: step 5</li> <li>3. Pursat: step 4</li> <li>4. Kampong Speu: step 5</li> </ol>
No. of CLUP that integrates SFM through CF/CPA designed and approved	<ul style="list-style-type: none"> <li>▪ There are 21 existing CLUPs in the 4 target provinces are: Pursat = 8; Battambang = 1; K Speu = 22; K Chnnang = 0.</li> <li>▪ Land Use planning by local authorities does not include attention to SFM</li> </ul>	<ul style="list-style-type: none"> <li>▪ Development of 4 CLUPs (1 per province)</li> <li>▪ No. of CLUPs with CF/CPA areas delineated and described</li> </ul>	<ul style="list-style-type: none"> <li>▪ See progress above</li> </ul>

<p>No. of CF and CPA management plans that incorporates SFM by Year 4</p>	<ul style="list-style-type: none"> <li>▪ No CF and CPA Management Plans in place yet in the target sites</li> <li>▪ No CF/CPA Business Plans in Place for the Target CF and CPAs</li> <li>▪</li> </ul>	<ul style="list-style-type: none"> <li>▪ 30 Draft CF Forest Management Plans Developed</li> <li>▪ 10 Draft CPA Forest Management Plans Developed</li> <li>▪ 30 Draft CF Business Development Plans Developed</li> <li>▪ 10 Draft CPA Business Development Plans Developed</li> </ul>	<ul style="list-style-type: none"> <li>▪ All the 30 CFs are progressing step 5 (forest inventory) and working on data analysis and reporting.</li> <li>▪ All the 30 CFs completed step 1 of 4 steps of CFBP</li> <li>▪ No progress on CPA yet</li> <li>▪</li> </ul>
<p>National Wood Energy Implementation Strategy exists, incorporating private sector modalities</p>	<ul style="list-style-type: none"> <li>▪ Wood &amp; Biomass Energy Strategy will exist by end of 2011 produced by MIME</li> <li>▪</li> </ul>	<ul style="list-style-type: none"> <li>▪ Component 3 will have prepared AWP to follow up on recommendations of strategy</li> <li>▪</li> </ul>	<ul style="list-style-type: none"> <li>▪ Inter-Ministerial Working Group continued to coordinate and finalize the strategy.</li> <li>▪</li> </ul>

The draft concept notes on ACFMs and CFBD were presented in the meeting with FA in July to present, discuss and reach initial consensus on the draft concept notes on ACFMs (PF, CBPF, CCF) and CF business/ enterprise development (particularly on the steps for formalization and development) based on the initial experience, lessons learned and best practices. Totally, there are 26 participants from relevant FA departments (department of forest industry and international cooperation, department of legislation and law enforcement, department of forest and community forestry), 4 cantonments of SFM target areas, 3 other cantonments which have experience in ACFM implementation (Kratie, Kampong Thom, Mondulkiri), UNDP representative and services providers (RECOFTC and MB). Then the broader consultative workshop was organized in September to share the experiences from the various key players in Government and NGOs (50 participants) and reaching a consensus on harmonized processes of developing and implementing the three ACFMs (PF, CCF and CBPF). The workshop aimed also to reach an initial consensus on procedures for the CF Business/Enterprise Development (CFBD).

Various field level trainings were provided by RECOFTC/Mlub Baitang and GERES related to forest inventory, business idea and entrepreneur selection, fuelwood inventory, and charcoal construction and operation. Related to CLUP, DLUP Teams are progressing on CLUP process (total of 11 steps) as follows: Takream Commune (BTB) on step 2, Khbal Teuk Commune (KCH) on step 5, Samrong Commune (PUR) on step 4 and Tasal Commune (KSP) on step 5.



The training on "Landscape Functions and People" at Siem Reap, 19-23 August 2013

<input type="checkbox"/> Delivery exceeds plan	<input checked="" type="checkbox"/> Delivery in line with plan	<input type="checkbox"/> Delivery below plan
--	--	--

**Output 2: CF and CPA sites integrated in local land use plans and CFs have management plans able to pursue business development including energy woodlots**

Output Indicators	Baseline	Target	Current status
-------------------	----------	--------	----------------

	<i>(December 2012)</i>	<i>(December/2013)</i>	<i>(September /2013)</i>
No. of FA Cantonment and MoE PA Offices that have community-based forest management development plans by EOP	There are no existing CBFMP forest management plan in the target FACs	<ul style="list-style-type: none"> <li>Four (4) FA Cantonments have community-based forest management plans : BTB = 6 CF PUR = 10 CF KCH = 6 CF KPS = 11 CF</li> </ul>	<ul style="list-style-type: none"> <li>All 4 FA Cantonments are working in the target CF and now all 30 CF are at step 5 of CFMP (Forest inventory)</li> </ul>
No. of management plans for CPAs in Aural and Samkos Wildlife Sanctuaries by EOP	0	10 <sup>1</sup> sites	<ul style="list-style-type: none"> <li>No progress yet</li> </ul>
No. of community forests (CFs and CPAs) are managed in accordance with management plans that provide for environmental and financial sustainability and opportunities for business development by EOP	0 CFs and CPAs	30 CFs and 10 CPAs	All CF still work to complete CFMP and CFBP ( step 5 of CFMP and step 1 of CFBP)
No. of locally commune-based land use plans/ CLUP for SFM based on CF/CPA development	0	4	<p>4 Commune Land Use Planning (CLUP), 1 CLUP per province with a total land areas of 259,067 ha involving 7, 561 families.</p> <p>DLUP Teams progressing on CLUP process (11 steps) as follows:</p> <p>Takream Commune (BTB) on step 2, Khbal Teuk Commune (KCH) on step 5 and Samrong Commune (PUR) on step 4 and Tasal Commune (KSP) on step 5.</p>

All the 30 CFs have completed the forest inventory field work at step 5. They are currently analyzing the inventory data and calculating the results. The inventory results are separately calculated for each Management Block, covering the information on density and volume of trees per hectare by timbers; by diameter at breast height (DBH); and by management block.

Related to CF Business Plan, the project has developed the link of CFMP and CFBP process. Using a combination appropriate Participatory Rural Appraisal tools) of CFMP process (step 2) contribute to the CFBD activities at phase 1 on selection of business ideas and entrepreneurs. Later on, the step 5 (Forest Inventory) produces more detailed information on potential products and their resources for phase 2 of BD process.





Local FA and CF members conducted forest inventory in Kanhchoung CF, Kampong Chhnang



Firewood inventory at DamreiChakthlork CF, Kampong Speu

Brainstorming business idea with CF members



Firewood inventory at Prey Tlalach CF, Battambang

Delivery exceeds plan

Delivery in line with plan

Delivery below plan

**Output 3: Small and Medium Enterprises ensure long term increase in adaptation of efficient technology that reduce fuel demand**

Output Indicators	Baseline (December 2012)	Target (December/2013)	Current status (September/2013)
Increased market share of improved technologies	1.7% (national level)	17%	Will be conducted by end of 2013
No. of units sold - NKS - Efficient charcoal kilns (ECK)	NKS= 30,000 units (national)	NKS = 90,000/year (additional)  ECK= 07 ECK (additional)	NKS transaction from July-Sep 2013 showed that: <ul style="list-style-type: none"> <li>• NKS produced= 4,707 units</li> <li>• NKS sold = 4,676 units</li> </ul> 4 additional ECK are built (02 in Kampong Chhnang and 02 in Battambang). Totally, there 09 of 16 ECK completed construction.
Total number of woodlots based on CF management plans in provinces with business oriented management plans for fuel wood supply and green charcoal - with involvement of private sector	2 woodlot sites (1 Tram Kak CF, 1 Kirirom CPA)	Draft woodlot management plan for 5 CF woodlot sites prepared	At least 08 woodlots sites are identified for woodlot management within 07 CF sites. <ul style="list-style-type: none"> <li>KSP = 01 (covering 401 ha)</li> <li>KCH = 02 (covering 602 ha)</li> <li>PST = 03 (N/A)</li> <li>BTB = 02 (covering 401 ha)</li> </ul> Firewood inventory conducted in Damrey Chakthlork, Trapeang Chan and 185K CFs

No. of fully functioning improved cook stove production centers by EOP	1	6	6 Clay Mix Machines and 18 fire kiln are provided to ICS PC: KSP = 01 CMM; 04 fire kilns KCH = 05 CMM; 14 fire kilns PST = 01 fire kilns New 15 ICS producers identified
% increase in income of stove producers by EOP	\$40/month	+50% increase in income \$60/month	• Will be measured by end of 2013

The project completely provided crucial equipments needed for acceleration of ICS production are Clay Mixing Machine (CMM) and Fire Kiln for firing the ICS (ICSFK). The capacity of ICSFK to fire ICS is 200 units of stove per cycle. The ICSFK is designed for rice husk fuel for heating the ICS. However, due to low ICS production, new ICS producers are identified to be trained on ICS.

Training on woodlot establishment, firewood inventories and firewood sustainable harvest was conducted to CF members of the target SFM areas, with total participants of 40 (6F). Damrey Chakthlork, Trapeang Chan and 185K CFs are the utmost sites on the trainings. It is noticed that CF areas are divided into different forest functional purposes such as watershed, protection for wildlife habitat, and sustainable harvest of non-timber forest products including firewood. Although SFM project document claims that "one woodlot for one CF" to be established in each CF, the actual ground works are not realistic as claimed. Meaning that majority of CF sites require more than one woodlot

Related to ECK, there are 38 people (10 Females) attended the ECK trainings including concepts of sustainable improved charcoal production, kiln construction techniques and business plan. The charcoal team has been developing document concept of business plan for sustainable charcoal production in order to be used for each charcoal site production. In terms of charcoal production, Damrey Chakthlork, Kg Speu is advanced compared to the rest. Five cycles of improved charcoal production have been made. Due to time constraint, CF members are busy with their rice field works, the charcoal production team has been under formation and believed to be established in the next quarter of 2013. The improved charcoal team and woodlot management team are cooperating to organize the dissemination in the community for CF members. There are four dissemination events: improved charcoal kiln techniques, improved charcoal production, sustainable forest management through woodlot management, and business plan. In total there are 216 people (107 Females) from Damrey chakthlok CF (Kg Speu), Trapang chan and 185k CFs (Kg Chhnang), Steung thmey CF (Pursat) attended the dissemination events





Inter-ministerial focal points conducted field oversights to ICS production cluster, Kampong Chhnang



Firewood was harvesting from Damrei Chakthlork CF, through pruning and thinning



Charcoal unloading, Damrei Chakthlork CF

Delivery exceeds plan

Delivery in line with plan

Delivery below plan

### PROGRESS TOWARDS COUNTRY PROGRAMME (CPAP) OUTPUT

#### OUTPUT 3.1: Pro-poor sustainable forest /protected area management and bio-energy productions accelerated

<b>Output Indicators</b>	<i>Baseline (December/2012)</i>	<i>Target (December/2013)</i>	<i>Current status (September 2013)</i>
No. of communities acquired tenure rights over the management of their forest resources strengthened through CF/CPA management plan and business and enterprise development	<ul style="list-style-type: none"> <li>• 19 of 30 CF have CF agreement</li> <li>• All 30 CF do not have CF MP and CF BP</li> </ul>	<ul style="list-style-type: none"> <li>• 30 CF drafted CF management plan and forest based business enterprise plan</li> <li>• 11 CF completed CF legalization and get agreement from FA</li> </ul>	<ul style="list-style-type: none"> <li>• All CF are at step 5 of 8 CFMP steps</li> <li>• All 11 CF without agreement are at step 7 of CF development</li> </ul>
No. of new units of efficient cook stoves and stove production centers installed to reduce CO2 emission	<ul style="list-style-type: none"> <li>• No production of ICS unit from new ICS producers</li> <li>• ICS centre do not exist</li> </ul>	<ul style="list-style-type: none"> <li>• 30,000 ICS unit</li> <li>• 6 ICS Production cluster formed</li> </ul>	<p>NKS transaction( July-Aug 2013) showed that:</p> <ul style="list-style-type: none"> <li>• NKS produced=4,704 units</li> <li>• NKS sold = 4,676 units</li> </ul> <p>6 ICS Production cluster formed and equipped with materials including clay mix machine and fire kiln</p>

No. of new jobs created for rural women for manufacturing and market distribution of efficient cook stoves	30 new ICS producers (25 women)	• 60 new jobs created for rural women in 6 ICS clusters	• 32 craftsmen (22 women) employed in 6 ICS clusters • Totally, there are 62 new ICS producers • New additional ICS producers identified to be trained on ICS
<input type="checkbox"/> Delivery exceeds plan	<input checked="" type="checkbox"/> Delivery in line with plan	<input type="checkbox"/> Delivery below plan	

### PROGRESS TOWARDS COUNTRY PROGRAMME (CPAP) OUTCOME

**OUTCOME: BY 2015, national and local authorities, communities, and private sector are able to conserve biodiversity and respond to climate change**

<b>Output Indicators</b>	<b>Baseline (December/2012)</b>	<b>Target (December/2013)</b>	<b>Current status (September 2013)</b>
4.1 Stability of indices of ecosystem health, diversity and condition in target community-managed forests	<p>The average canopy cover is divided into various categories:</p> <ul style="list-style-type: none"> <li>• Province: <ul style="list-style-type: none"> <li>Battambang: 19.6%</li> <li>K Chhnang : 33.3%</li> <li>K Speu : 37.6%</li> <li>Pursat : 42.0%</li> </ul> </li> <li>• Cardamom Protected Forests: 50.3%</li> <li>• Wildlife Sanctuaries <ul style="list-style-type: none"> <li>• Aural WS 46.9%</li> <li>• Samkos WS 44.4%</li> </ul> </li> <li>• CPA Areas: 39.8%</li> <li>• Production/ Buffer Zone Area : 28.3%</li> <li>• CF Area: 38.4%</li> </ul>	Indices remain at 100% of baseline levels	Will be measured by end of 2013
4.2 Reduction in the deforestation rates in Kampong Speu, Kampong Chhnang, Battambang and Pursat provinces, due to increases in the effectiveness of combating of threats due to strengthened community-based management, and reductions in demand for wood energy	Current average deforestation rate in Kampong Speu, Kampong Chhnang, Battambang and Pursat provinces to be determined at project start-up through analysis of satellite imagery	Average between years 1 and 4 is 10% below existing rates in Kampong Speu, Kampong Chhnang, Battambang and Pursat provinces' target areas	The analysis of the deforestation rate will be measured as the difference of the canopy cover between measurements in 2013 and 2014 with 2012 as the base year.
4.3 Improvement in the canopy density and structure of forests in Kampong Speu, Kampong Chhnang, Battambang and Pursat provinces, due to improved management and protection by forest communities and reductions in the levels of demand for wood	<ul style="list-style-type: none"> <li>▪ The current extent and status of degraded forest covers areas with 10-50% canopy cover. The area with 10-50% canopy cover are classified as follows: <ul style="list-style-type: none"> <li>▪ Total SFM Area Covered : 2,171,282</li> <li>▪ Cardamom Protected Forests: 90,088</li> </ul> </li> </ul>	▪ Higher than baseline	▪ The analysis of the improvement in canopy cover will be measured as the difference of the canopy cover between measurements in 2013 and 2014 with 2012 as the base year.



energy	<ul style="list-style-type: none"> <li>▪ Wildlife Sanctuaries: 396,711</li> <li>▪ CPA Areas: 10,197</li> <li>▪ Production / Buffer Zone Area: 1,644,570</li> <li>▪ CF Area: 9,317</li> </ul>		
4.4 No. of CFs around the Cardamoms that have completed all legalization requirements to operate by EOP as an indirect result of SFM alliance with the other DP	<ul style="list-style-type: none"> <li>▪ 81 CFs with total forested 18,905.7 ha involving 17,565 households have legalized with MAFF</li> <li>▪ 73 CFs with total forested areas of 16,496.70 ha have agreement with FA<sup>2</sup></li> </ul>	<ul style="list-style-type: none"> <li>▪ 125 CFs<sup>3</sup></li> </ul>	<p>As of March 2013</p> <ul style="list-style-type: none"> <li>▪ 134 CF established (37,540 ha; 26,482 households)</li> <li>▪ 86 CF registered with MAFF = (21,407 ha)</li> <li>▪ 78 CF have agreement with FA</li> </ul> <p>Among 30 target CF: 19 CF = CF agreement</p>
4.5 No. of CPAs that have completed all procedural requirements to operate by EOP as an indirect result of SFM alliance with the other DP	<ul style="list-style-type: none"> <li>▪ 20 have developed a number of steps under CPA guidelines</li> </ul>	<ul style="list-style-type: none"> <li>▪ 34 CPAs</li> </ul>	<ul style="list-style-type: none"> <li>▪ 35 CPAs established (23,823 ha; 5,182 households) in Phnom Aural and Phnom Samkos Wildlife Sanctuary</li> <li>▪ 24 CPAs have CPA agreement with MoE/GDANCP4</li> </ul> <p>The CPAs that have CPA Management Plans can be developed after the GDANCP decides to engage in the project</p>
5.0. Reduction in CO2 emissions nationally due to adoption of improved cook stoves	BAU [Business As Usual] scenario for domestic cooking emissions	<ul style="list-style-type: none"> <li>▪ 26,400 ton CO2 reduction through 90,000 ICS disseminated</li> </ul>	<p>Based on the projection of CO2 emission reduction, from July-Sept 2013:</p> <ul style="list-style-type: none"> <li>▪ 850 tCO2e reduced from 21,616 stoves in uses.</li> </ul>

### III. Project implementation challenges

#### a. Updated project risks and actions

Project risk	Action taken
1. 7 CF sites overlapped with ELC areas affected the legal tenure rights of Communities	The release of the overlapping area for CFs was agreed upon by FAC, Pheapimex local manager and PG in the provincial coordination meeting on 2 May 2013 at PG office and the minutes of meeting was signed by provincial governor and sent for director of ELC Pheapimex at the end of June 2013. Still in process.
2. CBPF and PF sites locating within	Data including the maps on the area and a letter signed by local

<sup>2</sup> CF statistic in Cambodia, December 2011, Forestry Administration, Ministry of Agriculture, Forestry and Fishery (FA/MAFF)

<sup>3</sup> This cover 36,000 has. area

<sup>4</sup> Project Scoping and comprehensive baseline Study- Final Report for SFM-RFP1, September 2012

suspended You Rysaco forest concession area still unsolved The area is open to encroachment and access while the communities cannot protect the area. The project is seeking support from the FA and FAC to initiate the negotiation with You Rysaco.	authority and local FA have been submitted to the FAC chief who agreed on the area maps and the case will be in a progress to national FA.
3. No involvement of MoE/GDNACP for CPA implementation	The participation of MoE is in progress and some initial contacts have been made.

**b. Updated project issues and actions**

Project issues	Action taken
1. CF inventory as a part CF Management Planning process has been conducted before the biomass inventory which will be conducted in the other project component and other service provider. The methodologies are different as biomass inventory needs some more accurate information on the potential wood fuel. Currently it makes CFs confused when another resource inventory should be conducted just after the CF inventory.	Cooperation will be improved and a meeting for agreeing on the future procedures will be organized.
Land use conflict occurred with a private mining company which encroached in two CFs in Battambang.	The case was reported to FAC, which will meet the mining company to resolve the conflict.
Three (3) CFs and one (1) Partnership Forest area in Battambang province covered by explosive landmines	The project contactedCambodian Mine Action Center (CMAC) and asked for cooperation, i.e. survey and clearance of landmine affected project areas. CMAC replied that the forested areas are not their priority and they are focusing on agriculture land. Two other options: <ul style="list-style-type: none"> <li>• the project contacted the APOPO regional office in Bangkok. APOPO is an NGO expertizedin landmine survey and clearance and they also focus on forested areas. Project will have a meeting with their representative in Phnom Penh in October 2013.</li> <li>• the project will negotiate with local people to rezone CF areas and re-identify CF management blocks</li> </ul>
Local authority and some CF people confused about the firewood harvest from CF areas for charcoal production due to their past knowledge of forest protection within CF.	The project conduct awareness activities to local authority and community members
Number of ICS production are under expected target (7,500 units per month)	Identify new ICS producer to be trained on ICS in the next quarter

#### IV. Financial status and utilization

**Table 1: Contribution Overview** [Project started: 2011 – Project end: 2015]

Donor Name	Contributions		Actual Expense	Balance
	Committed	Received		
UNDP (04000 - TRAC)	1,500,000.00	880,325.67	718,026.11	781,973.89
GEF (62000 - GEF)	2,363,635.00	1,601,879.63	1,208,597.32	1,155,037.68
<b>Total</b>	<b>3,863,635.00</b>	<b>2,482,205.30</b>	<b>1,926,623.43</b>	<b>1,937,011.57</b>

**Table 2: 3rd Quarter 2013 Cumulative Expenditure by Activities** [01 July – 30 September 2013]

Activities - Description	Budget [3QT, 2013]	3rd Quarter 2013 Cumulative Expenditure			Balance	Delivery (%)
		Govt/SFM (Disbursed)	UNDP (Disbursed)	Total		
<b>Activity 1:</b> National capacities and tools exist to facilitate the widespread implementation of sustainable community-based forest management and technologies that reduce demand for fuel wood	12,300.00	11,491.49	-	11,491.49	808.51	93%
<b>Activity 2:</b> Community-based sustainable forest management is being implemented effectively within a context of cantonment, province, district and commune level planning delivering concrete benefits to local communities	124,087.00	119,069.00	-	119,069.00	5,018.00	96%
<b>Activity 3:</b> Small and Medium Enterprises ensure long term increases in adoption of efficient technologies that reduce fuel wood demand.	85,650.00	85,500.00	-	85,500.00	150.00	100%
<b>Activity 4:</b> Monitoring and, Learning, Adaptative Feedback & Evaluation	62,903.50	6,526.00	24,579.43	31,105.43	31,798.07	49%
<b>Activity 5:</b> Project Management	20,952.00	2,198.62	9,574.24	11,772.86	9,179.14	56%
<b>Total</b>	<b>305,892.50</b>	<b>224,785.11</b>	<b>34,153.67</b>	<b>258,938.78</b>	<b>46,953.72</b>	<b>85%</b>
<b>Remarks: TRAC =</b>	132,852.25	80,000.00	29,783.87	109,783.87	23,068.38	<b>83%</b>
<b>GEF =</b>	173,040.25	144,785.11	4,369.80	149,154.91	23,885.34	<b>86%</b>
<b>TOTAL =</b>	<b>305,892.50</b>	<b>224,785.11</b>	<b>34,153.67</b>	<b>258,938.78</b>	<b>46,953.72</b>	<b>85%</b>

**Table 3: Quarterly Cumulative Expenditure by activities** [01 January – 30 September 2013]

Activities - Description	Budget [2013]	2013 Cumulative Quarterly Expenditure			Balance	Delivery (%)
		Govt/SFM (Disbursed)	UNDP (Disbursed)	Total		
<b>Activity 1:</b> National capacities and tools exist to facilitate the widespread implementation of sustainable community-based forest management and technologies that reduce demand for fuel wood	174,048.00	15,787.90	100.00	15,887.90	158,160.10	9%
<b>Activity 2:</b> Community-based sustainable forest management is being implemented effectively within a context of cantonment, province, district and commune level planning delivering concrete benefits to local communities	381,348.00	238,138.00	-	238,138.00	143,210.00	62%
<b>Activity 3:</b> Small and Medium Enterprises ensure long term increases in adoption of efficient technologies that reduce fuel wood demand.	286,600.00	169,500.00	750.77	170,250.77	116,349.23	59%
<b>Activity 4:</b> Monitoring and, Learning, Adaptative Feedback & Evaluation	179,599.50	28,119.00	41,309.05	69,428.05	110,171.45	39%
<b>Activity 5:</b> Project Management	79,614.00	7,246.38	43,996.56	51,242.94	28,371.06	64%
<b>Total</b>	<b>1,101,209.50</b>	<b>458,791.28</b>	<b>86,156.38</b>	<b>544,947.66</b>	<b>556,261.84</b>	<b>49%</b>
<b>Remarks: TRAC =</b>	400,000.00	160,000.00	77,699.47	237,699.47	162,300.53	<b>59%</b>
<b>GEF =</b>	701,210.50	298,791.28	8,456.91	307,248.19	393,962.31	<b>44%</b>
<b>TOTAL =</b>	<b>1,101,210.50</b>	<b>458,791.28</b>	<b>86,156.38</b>	<b>544,947.66</b>	<b>556,262.84</b>	<b>49%</b>




**Table 4: Cumulative Expenditure by Activities** [Project started: 2011 – Project end: 2015]

Activities - Description	Total Budget [2011-2015]	Cumulative Expenditure			Balance	Delivery (%)
		Govt/SFM (Disbursed)	UNDP (Disbursed)	Total		
<b>Activity 1:</b> National capacities and tools exist to facilitate the widespread implementation of sustainable community-based forest management and technologies that reduce demand for fuel wood	651,908.57	244,836.82	74,242.65	319,079.47	332,829.10	49%
<b>Activity 2:</b> Community-based sustainable forest management is being implemented effectively within a context of cantonment, province, district and commune level planning delivering concrete benefits to local communities	1,331,951.04	696,533.44	834.60	697,368.04	634,583.00	52%
<b>Activity 3:</b> Small and Medium Enterprises ensure long term increases in adoption of efficient technologies that reduce fuel wood demand.	1,105,712.85	519,005.17	79,358.82	598,363.99	507,348.86	54%
<b>Activity 4:</b> Monitoring and, Learning, Adaptative Feedback & Evaluation	467,163.83	58,829.61	62,668.37	121,497.98	345,665.85	26%
<b>Activity 5:</b> Project Management	306,898.71	52,724.34	137,589.64	190,313.98	116,584.73	62%
<b>Total</b>	<b>3,863,635.00</b>	<b>1,571,929.38</b>	<b>354,694.08</b>	<b>1,926,623.46</b>	<b>1,937,011.54</b>	<b>50%</b>


<b>Remarks: TRAC =</b>	1,500,000.00	460,947.00	257,079.11	718,026.11	781,973.89	<b>48%</b>
<b>GEF =</b>	2,363,635.00	1,110,982.38	97,614.94	1,208,597.32	1,155,037.68	<b>51%</b>
<b>TOTAL =</b>	<b>3,863,635.00</b>	<b>1,571,929.38</b>	<b>354,694.05</b>	<b>1,926,623.43</b>	<b>1,937,011.57</b>	<b>50%</b>

Summary   Related Documents   **Invoice Information**   Payments   Voucher Attributes   Error Summary

Business Unit: KHM10   Invoice Number: 4QT 2013 FACE Request - SFM  
 Voucher ID: 00065482   Invoice Date: 15/10/2013  
 Voucher Style: Regular   Action: Budget Checking  [Print Invoice](#)

Copy from a Source Document

PO Unit:   Purchase Order:   [Copy PO](#)   Worksheet Copy Option: None

Vendor: 000006380   Pay Terms: 00   Immediate    Basis Dt Type   Inv Date  
 Name: SUSTAINABL-001   Comments(0)  
 Location: 001   Accounting Date: 15/10/2013  
 Address: 1   Advanced Vendor Search   Currency: USD   Non Merchandise Summary  
 SUSTAINABLE FOREST   Total: **430,419.36**   [Calculate](#)  
 MANAGEMENT   Difference   0.00   Session Defaults  
 #40, PRAEH NORODOM BLVD  
 KHAN DAUN PENH  
 3RD FLOOR  
 PHNOM PENH KHM   Bank Default

Packing Slip:

Invoice Lines   Find | View All   First  1 of 1  Last

Line	Distribute by	Item	Description	Quantity	UOM	Unit Price	Extended Amount
1	Amount		4QT 2013 FACE Request - SFM				430,419.36



Ship To   SpeedChart    Use One Asset ID   [Calculate](#)

▼ Distribution Lines   Personalize | Find | View All     First  1 of 1  Last

Account	Oper Unit	PC Bus Unit	Fund	DeptID	Project	Activity	Impl Agent	Donor	Amount	Budget Date
16005	KHM	KHM10	62000	39605	00075402	ACTIVITY1	002515	10003	430,419.36	15/10/2013

Business Unit: KHM10  
 Voucher ID: 00065482  
[Print Invoice](#)

**Balancing**

Invoice Lines   430,419.36  
 Misc Charge Amount   
 Freight Amount 

(minus) Total   430,419.36   [Calculate](#)

(equals) Difference Amount   0.00

Non Merchandise Summary



**United Nations Development Programme**  
**Award ID: 00060049**  
**Project ID: 00075402 - SFM**  
**Project Title: Sustainable Forest Management (SFM)**



**FORESTRY ADMINISTRATION**

**Quarter 4 Work Plan and Budget**

CPAP Outcome	CPAP Output	Expected Annual Project Results	Key Atlas Activities	TIMEFRAME			Res. Party	CHART OF ACCOUNT				Modality	Budget Descriptions	2013 Work/Budget Plan			Itemized cost			
				10	11	12		Fund	Donor	Bus. Unit	Acc.			FA	UNDP	TOTAL				
<p><b>Outcome:</b> By 2015, National and local authorities, communities and private sector are better able to sustainably manage ecosystems goods and services and respond to climate change.</p> <p><b>Indicator:</b> 1. Stability of indices of ecosystem diversity and condition in target communities. 2. No. of communities acquired tenure rights over the management of their forest resources strengthened through CF/CPA management plan and business and enterprise development.</p> <p><b>Annual target:</b> 1.1. Ave. Canopy Cover of the 1.2. Ave. Canopy Cover of the CBFM in the Cardamom Areas remains at 25%. 1.3. Deforestation Rate: Average between years 1 and 4 is 10% below existing rates in Kampong Speu, Kampong Chhnang,</p>	<p><b>Output:</b> Pro-poor, sustainable forest/protected area management and bio-energy productions accelerated.</p> <p><b>Indicator:</b> 1. No. of new units of efficient cook stoves and stove production centers installed 2. No. of new jobs created for rural women for manufacturing and market distribution of efficient cook stoves and for forest based enterprise.</p> <p><b>Annual target:</b> 1.1. Additional 6 new ICS production clusters/centers established 1.2. 30,000 ICS/NKS produced and distributed 2.1. At least 90 new jobs created for rural women in 6 new ICS production centers.</p> <p><b>Baseline (Dec. 2012):</b> 1.1. 0 Production clusters/centers</p>	<p><b>Output 1:</b> Increased capacity and supportive legal framework and financial strategies for all CF and CPA modalities in place including possible REDD carbon financing and wood biomass energy strategic results.</p> <p><b>Indicators:</b> 1). Enhanced national capacities and political will in FA and GDANCP to coordinate &amp; integrate development of CFs and CPAs in a decentralized landscape-based approach, integrating commune land use planning 2). No. of forest areas developed for management under ACFM submitted for approval</p> <p><b>Annual Target:</b> 2.1. 2 sites developed for Partnership Forestry (PF) 2.2. 1 site developed for Community-based Production Forestry (CBPF) 2.3. 1 site developed for Conservation Community Forestry (CCF)</p> <p><b>Baseline (Dec. 2012):</b> 2.1. 0 site for PF 2.2. 0 site for CBPF 2.3. 0 site for CCF</p> <p><b>Note:</b> 0 alternative CF modalities does not exist in the target sites. There are some experiences that were conducted in some parts of the country, CCF in Mondul Kiri, PF in Kratie and CBPF in Seima. These experiences still need to be strengthened to come up with a regulatory framework for the ACFMs.</p>	<b>Activity 1: National capacities and tools exist to facilitate the widespread implementation of sustainable community-based forest management and technologies that reduce demand for fuel wood.</b>																	
			<p>a). Training on sustainable wood and biomass energy supply and demand (GERES). b). Conduct TOT training on CF/CPA Management Plans, Identification of Business Opportunities and Enterprise Development (CFMP1). c). In country follow-up training on landscape functions and people in BTB. d). On the job training/ learning visit to Mondul Kiri on community forest based enterprise development. e). Training workshop on Gender Mainstreaming and social inclusion in SFM project. f). Support SFM/FA management to attend SFM related workshop/ conference.</p>				001981	04000	00012	KHM10	71200	DAI	International consultant	-	-	-				
						001981	04000	00012	KHM10	71600	DAI	Travel and Meetings	-	-	-					
						<b>Sub Total - TRAC</b>														
						002515	62000	10003	KHM10	71200	CA	International Consultants	-	-	-					
						002515	62000	10003	KHM10	71300	CA	Local Consultants	-	-	-					
						002515	62000	10003	KHM10	71400	CA	Contract Services- Individual	-	-	-					
						002515	62000	10003	KHM10	71600	CA	Travel and Meetings	-	-	-					
						002515	62000	10003	KHM10	72100	CA	Contract Services - Companies	-	-	-					
						002515	62000	10003	KHM10	72200	CA	Equipment and Furniture	-	-	-					
						002515	62000	10003	KHM10	72500	CA	Supplies and Stationaries	-	-	-					
						002515	62000	10003	KHM10	73100	CA	Rental & maintenance-Premises	-	-	-					
						002515	62000	10003	KHM10	74200	CA	Printing and publication	-	-	-					
						x	x	x	002515	62000	10003	KHM10	75700	CA	Training, Workshops & Conference	8,890.00	-	8,890.00		
						<b>Sub Total - GEF</b>										8,890.00	-	8,890.00		
						<b>Sub-Total Activity 1</b>										8,890.00	-	8,890.00		
						<b>Activity 2: Community-based sustainable forest management is being implemented effectively within a context of cantonment, province, district and commune level planning delivering concrete benefits to local communities.</b>														
									002515	04000	00012	KHM10	71600	CA	Travel and Meetings	-	-	-		
						x	x	x	002515	04000	00012	KHM10	72100	CA	Contract Services - Companies	80,000.00	-	80,000.00	6th&7th Payment for RECOFTC	
						<b>Sub Total - TRAC</b>										80,000.00	-	80,000.00		
						002515	62000	10003	KHM10	71200	CA	International Consultants	-	-	-					
						002515	62000	10003	KHM10	71300	CA	Local Consultants	-	-	-					
						002515	62000	10003	KHM10	71600	CA	Travel and Meetings	-	-	-					
			x	x	x	002515	62000	10003	KHM10	72100	CA	Contract Services - Companies	158,138.00	-	158,138.00	6th&7th Payment for RECOFTC				
						002515	62000	10003	KHM10	72200	CA	Equipment and Furniture	-	-	-					
			x	x	x	002515	62000	10003	KHM10	74200	CA	Printing and publication	5,000.00	-	5,000.00	20 CF/CPA/CLUP billboards for SFM project target sites @ \$ 250 per billboard = \$5,000 ( Carry over from Q3)				
			x	x	x	002515	62000	10003	KHM10	74500	CA	Miscellaneous Expenses	-	-	-					
			<b>Sub Total - GEF</b>										163,138.00	-	163,138.00					
			<b>Sub-Total Activity 2</b>										243,138.00	-	243,138.00					
			<b>Activity 3: Small and Medium Enterprises ensure long term increases in adoption of efficient technologies that reduce fuel wood demand.</b>																	
						002515	04000	00012	KHM10	72100	CA	Contract Services - Companies	80,000.00	-	80,000.00	6th & 7th Payment for GERES				
			<b>Sub Total - TRAC</b>										80,000.00	-	80,000.00					
						002515	62000	10003	KHM10	71200	CA	International Consultants	-	-	-					
						002515	62000	10003	KHM10	71300	CA	Local Consultants	-	-	-					
						002515	62000	10003	KHM10	71400	CA	Contract Services- Individual	-	-	-					

CPAP Outcome	CPAP Output	Expected Annual Project Results	Key Atlas Activities	TIMEFRAME			Res. Party	CHART OF ACCOUNT				Modality	Budget Descriptions	2013 Work/Budget Plan			Itemized cost				
				10	11	12		Fund	Donor	Bus. Unit	Acc.			FA	UNDP	TOTAL					
<p>Samnang and Pursat provinces' target areas 2.1. 2.1. 1 ACFMs have reached legalization stage.</p> <p>Baseline (Dec. 2012):</p> <p>1.1. Ave. Canopy Cover of the Cardamom: 33.1%.</p> <p>1.2. Ave. Canopy Cover of the CF Areas: 25%.</p> <p>1.3. Ave. Canopy Cover of the CPA Areas: 25%.</p> <p>1.4. Deforestation Rate: [No Data. Can be generated after the second measurements which is in 2013].</p> <p>2.1. 0 ACFM existed in the target provinces.</p>		<p>1.2. 30 additional ICS new producers trained and employed 70 skilled craftsmen.</p> <p>1.3. 30,000 ICS/NKS produced and distributed.</p> <p>1.4. 20 selected rural communities aware about ICS advantages and connected to ICS market distribution.</p> <p>2.1. Additional 07 new efficient charcoal kilns constructed.</p> <p>2.2. 5 areas of woodlots managed by local communities for wood energy.</p> <p><b>Baseline (Dec. 2012):</b></p> <p>1.1. 0 Production centers exist.</p> <p>1.2. 78 existing traditional stove producers centers in 4 target provinces.</p> <p>1.3. NKS : 30,000/year.</p> <p>1.4. 0 trained ICS-aware pilot communities.</p> <p>2.1. 3 existing efficient charcoal kilns (Yushimora).</p> <p>2.2. 0 hectare of woodlot managed by local community.</p>	<p>charcoal kilns</p> <p>d). Training on production procedures, kiln construction &amp; maintenance &amp; sustainable charcoal business</p> <p>e). Support Wood &amp; Biomass Energy Working Group on SFM energy related issues</p>				002515 FA	62000 GEF	10003	KHM10	71600	CA	Travel and Meetings	-	-	-					
				x	x	x	002515 FA	62000 GEF	10003	KHM10	72100	CA	Contract Services - Companies	88,000.00	-	88,000.00	6th & 7th Payment for Geres				
							002515 FA	62000 GEF	10003	KHM10	72200	CA	Equipment and Furniture	-	-	-					
							002515 FA	62000 GEF	10003	KHM10	72400	CA	Communic. & Audio Visual Equipment	-	-	-					
							002515 FA	62000 GEF	10003	KHM10	72500	CA	Supplies and Stationaries	-	-	-					
							002515 FA	62000 GEF	10003	KHM10	73100	CA	Rental & maintenance-Premises	-	-	-					
							002515 FA	62000 GEF	10003	KHM10	74200	CA	Printing and publication	-	-	-					
				x	x	x	002515 FA	62000 GEF	10003	KHM10	74500	CA	Miscellaneous Expenses	15.00	-	15.00					
				<b>Sub Total - GEF</b>																	
				<b>Sub-Total Activity 3</b>																	
				<b>Output 4.</b>				<b>Activity 4: Monitoring and Learning, Adaptive Feedback &amp; Evaluation.</b>													
				Gender Communication, M&E, Lessons Learnt Established Regularly for Policy Level Impact.				a). Field monitoring and oversight by FA and UNDP/SFM project support staff.													
				<b>Indicators:</b>				x	x	x	001981 UNDP	04000 TRAC	00012	KHM10	71200	DAI	International Consultants	-	9,625.48	9,625.48	Lump sum package for International consultants fee/DSA/travel etc. formid-term review to finish the report
				1). quarterly and annual reports prepared on time.				x	x	x	001981 UNDP	04000 TRAC	00012	KHM10	71300	DAI	Local Consultants	-	6,377.00	6,377.00	Lump sum package for Local consultants fee/DSA/travel etc. formid-term review to finish the report
				2). project oversight and evaluation conducted on time.				x	x	x	001981 UNDP	04000 TRAC	00012	KHM10	71400	DAI	Contract Services- Individual	-	6,774.29	6,774.29	Remuneration for UNDP Contract Holders: (i). M&E-Communication Officer(\$2,258.09 x 3months) = \$6,774.29
				3). Gender action plan mainstreamed/ implemented and monitored continuously.				x	x	x	001981 UNDP	04000 TRAC	00012	KHM10	71600	DAI	Travel and Meetings	-	1,631.16	1,631.16	<b>Field Monitoring and Oversight:</b> (i). DSA for UNDP staff (5p x 7 days x \$45) = \$1,575 (ii). Miscellaneous=\$56.16
				<b>Annual Target:</b>							001981 UNDP	04000 TRAC	00012	KHM10	74200	DAI	Audio Visual & Printing Production Cost	-	-	-	
				1.1. 3 quarterly, annual and PIR reports.				x	x	x	001981 UNDP	04000 TRAC	00012	KHM10	74500	DAI	Miscellaneous Expenses	-	1,750.25	1,750.25	UNDP Support Management Services/Fee
				2.1. Regular field monitoring and oversight reports.				<b>Sub Total - TRAC</b>													
				2.2. Mid-term evaluation and report.																	
				2.3. Annual audit and report.																	
				3.1. GAP progress report.																	
				<b>Baseline (Dec. 2012):</b>																	
1.1. 2012 reports				x	x	x	001981 UNDP	62000 GEF	10003	KHM10	71600	DAI	Travel and Meetings	-	6,942.44	6,942.44	<b>Field Monitoring and Oversight:</b> (i). DSA for UNDP staff (5p x 10 days x \$45) = \$2,250 (ii). Miscellaneous=\$132.44				
<b>CF/FA GDANCP/MoE</b>				x	x	x	002515 FA	62000 GEF	10003	KHM10	71600	CA	Travel and Meetings	8,000.00	-	8,000.00	<b>Field Monitoring and Oversight:</b> (i). DSA for project counterparts (12p x 12days x \$31.5) = \$4,536 (ii). Travel (12p x 4 trip x \$70) = \$3,360 (iii). Miscellaneous=\$104				
<b>GDE/MIME:</b>				<p>1. 4th quarterly project technical meeting</p> <p>(i). DSA for National Counterparts (25 p x 6 days x 31.5)=\$ 2,363;</p> <p>(ii). Travel for participants ( 25 p x \$ 40 ) = \$ 750;</p> <p>(iii). Training materials &amp; photocopies (25p x \$2) = \$ 50;</p> <p>(iv). Refreshment (25p x 2 days X \$2) = \$100;</p> <p>(v). Training hall (2 days X \$100)= \$ 200;</p> <p>(vi) Miscellaneous = \$ 100;</p>																	
a). Adhoc working group meetings to discuss and revise WBES.																					
b). Consultation workshop on the revised WBES.																					
c). Final validation workshop on WBES.																					
d). Conducted regular technical oversights, backstopping & monitorings.				x	x	x	002515 FA	62000 GEF	10003	KHM10	75700	CA	Training, Workshops & Conference	25,562.50	-	25,562.50	<b>2. Field Monitoring, Support to Inter-Ministries' focal point (refer to attach WPB) :</b> (i) MoE = \$3,750; (ii) MIME = \$ 3750; (iii) MLMUC = \$ 3750; (iv) CFO/FA = \$ 3,750;				
<b>Sub Total - GEF</b>																					
<b>Sub-Total Activity 4</b>																					
<b>Activity 5: Project Management</b>				<b>Remuneration for UNDP Contract Holders:</b>																	
				x	x	x	001981 UNDP	04000 TRAC	00012	KHM10	71400	DAI	Contract Services- Individual	-	15,858.00	15,858.00	(i). Project Advisor (\$2,776 x 3months) = \$8,328; (ii). Project Assistant (\$1,049 x 3monthsX2p) = \$6,294; (iii). Project Driver (\$500 x 3months) = \$1,500				
<b>Sub Total - TRAC</b>																					



CPAP Outcome	CPAP Output	Expected Annual Project Results	Key Atlas Activities	TIMEFRAME			Res. Party	CHART OF ACCOUNT				Modality	Budget Descriptions	2013 Work/Budget Plan			Itemized cost
				10	11	12		Fund	Donor	Bus. Unit	Acc.			FA	UNDP	TOTAL	
		Output 5. Guidance, M&E, Audits carried out on time.	a). Staffing. b). Office operation and services. c). Fuel & maintenance.	x	x	x	001981 UNDP	04000 TRAC	00012	KHM10	71400	DAI	Contract Services- Individual	-	15,858.00	15,858.00	Remuneration for UNDP Contract Holders: (i). Project Advisor (\$2,776 x 3months) = \$8,328; (ii). Project Assistant (\$1,049 x 3monthsX2p) = \$6,294; (iii). Project Driver (\$500 x 3months) = \$1,500
<b>Sub Total - TRAC</b>													-	15,858.00	15,858.00		
x	x			x	002515 FA	62000 GEF	10003	KHM10	72400	CA	Communic. & Audio Visual Equipment	1,500.00	-	1,500.00	Telephones & Email service charges: (i). Landline Telephone service charge (3 months x\$40) = \$120; (ii). Prepaid card for cell phone (3 months x 32\$) = \$975; (iii). Email service charges ( 3 months x135) = \$405;		
x	x			x	002515 FA	62000 GEF	10003	KHM10	72500	CA	Supplies and Stationaries	300.00	-	300.00	Stationery/Photocopy (3 months x \$100) = \$300		
x	x			x	002515 FA	62000 GEF	10003	KHM10	73100	CA	Rental & maintenance-Premisses	245.00	-	245.00	(i). Cleaning services (3 months x \$40) = \$120; (ii). Office Equipment Maintenances \$125		
x	x			x	001981 UNDP	62000 GEF	10003	KHM10	73400	DAI	Maint. Oper. Of Transport Equipment	-	624.00	624.00	Fuel & maintenance for SFM/UNDP vehicles: (i). 1 vehicles X 208 X 3 months=\$625		
x	x			x	002515 FA	62000 GEF	10003	KHM10	73400	CA	Maint. Oper. Of Transport Equipment	900.00	-	900.00	Fuel & maintenance for SFM/FA vehicles: (i). 2 vehicles X 150 X 3 months=\$900		
x	x			x	002515 FA	62000 GEF	10003	KHM10	74200	CA	Printing and publication	250.00	-	250.00	(i). Photocopy = \$100 (ii). Translation service=\$150		
<b>Sub Total - GEF</b>													3,195.00	624.00	3,819.00		
<b>Sub-Total Activity 5</b>													3,195.00	16,482.00	19,677.00		
<b>GRAND-TOTAL FOR AWARD ID: 00060049</b>													456,800.50	49,582.62	506,383.12		

Prepared by:



**Nhem Sovanna**  
Project Advisor

Date: 14 October 2013

Agreed by:



**Khorn Saret**  
National Project Manager

Date: 15 October 2013

Costs Break Down by Account Codes						
71200	Intl Consultants-Sht Term-Tech	2%	-	9,625.48	9,625.48	
71300	Local Consultants	1%	-	6,377.00	6,377.00	
71400	Contractual Services - Individual	4%	-	22,632.29	22,632.29	
71600	Travel and Meetings	3%	8,000.00	8,573.60	16,573.60	
72100	Contractual Services - Companies	80%	406,138.00	-	406,138.00	
72200	Equipment and Furniture	0%	-	-	-	
72300	Office Machinery	0%	-	-	-	
72400	Communic & Audio Visual Equipment	0%	1,500.00	-	1,500.00	
72500	Supplies and Stationery	0%	300.00	-	300.00	
72800	Information Technology Equipment	0%	-	-	-	
73100	Rental & Maintenance-Premises	0%	245.00	-	245.00	
73200	Premises Alternations	0%	-	-	-	
73400	Maint. Oper. Of Transport Equipment	0%	900.00	624.00	1,524.00	
74100	Professional Services - Audit Fees	0%	-	-	-	
74200	Audio Visual & Print Production Costs	1%	5,250.00	-	5,250.00	
74500	Miscellaneous Expenses	0%	15.00	1,750.25	1,765.25	
75100	Facilities and Administration	0%	-	-	-	
75700	Training, Workshops & Conference	7%	34,452.50	-	34,452.50	
<b>Total</b>		<b>100%</b>	<b>456,800.50</b>	<b>49,582.62</b>	<b>506,383.12</b>	
Funded by	04000	UNDP (TRAC)	40%	160,000.00	42,016.18	202,016.18
	62000	GEF (Cost Sharing)	60%	296,800.50	7,566.44	304,366.94
	<b>Total</b>		<b>100%</b>	<b>456,800.50</b>	<b>49,582.62</b>	<b>506,383.12</b>